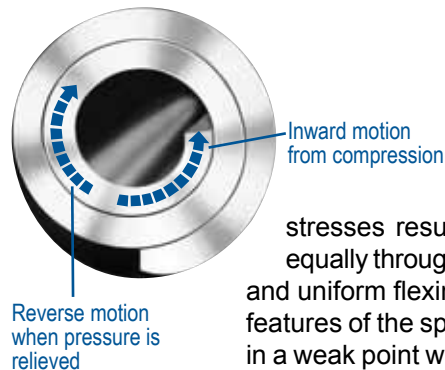


Only Coiled Pins utilize the coiled spring concept; a recognized superior pin design. This imparts to **SPIROL** Coiled Pins unique features not found in other Spring Pins or Solid Pins. More than fasteners, SPIROL Coiled Pins are also shock absorbing elements which are integral, active components of a total assembly. There are other pinning methods, but when the total assembly's manufacturing cost, quality and useful life are important, the pin of choice is the SPIROL Coiled Pin.

### Absorbs Shock and Vibration

The SPIROL Coiled Pin design represents broad design latitude in the control and development of pin flexibility. The engineered flexibility of SPIROL Coiled Pins provides for compression of the pin into the hole and for continued flexibility after insertion. Without this flexibility, the total load applied to the pin would be transmitted to the hole wall without dampening the impact. Since the host material is normally softer than the pin, elongation or enlargement of the hole would result. The fit between the hole and the pin would become loose, increasing the impact force and accelerating the rate of hole damage. The inevitable result would be premature failure of the assembly. In properly engineered applications, the flexibility of SPIROL Coiled Pins dampens shock and vibration, thus eliminating hole damage to all the components of the assembly resulting in maximum product life.



Reverse motion when pressure is relieved

### Uniform Strength and Flexibility

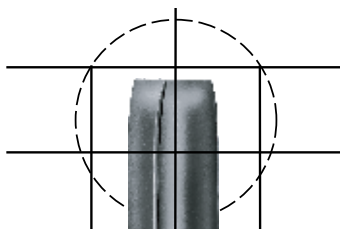
The shear strength and flexibility of SPIROL's Coiled Pin is not affected by the direction of force. Compression causes the pin to coil from the outer edge inwardly towards the center. As the pressure is relieved, which happens in shock and vibration, the pin action reverses thereby maintaining a constant radial force. Application of an excessive load results in compression into a solid tube. Further loading causes shear failure. In properly engineered applications, this condition should not occur.

### Equal Stress Distribution

Stresses imparted to the pin during installation compression as well as stresses resulting from applied loads are distributed equally throughout the pin's cross section. This concept and uniform flexing and strength are related and inherent features of the spiral design. Stress concentration results in a weak point where progressive shear failure starts and premature fatigue occurs. SPIROL Coiled Pins have no weak points.

### Swaged Chamfers

SPIROL Coiled Pins have a smooth, concentric lead-in chamfer with a radius which blends into the diameter of the pin. There are no sharp angles or edges to bite into the hole wall. The swaged chamfer provides maximum compression leverage with minimum thrust resistance to ease insertion. The chamfer concentricity assists in alignment of holes.



The smooth, concentric chamfer combined with square, clean-cut ends translates into trouble-free installation.

### Square Ends

SPIROL Coiled Pins have clean, square cut ends. This has a substantial impact on trouble-free automatic installation as the square ends enable the pin to align itself with the installation punch/quill to ensure the pin remains straight as it is inserted into the hole. The clean-cut ends also impart a quality image to the assembly.

### Closer Diameter Tolerances

**SPIROL** Coiled Pins have a closer diameter tolerance than any other Spring Pin. At least 270° of the outer circumference is within the specified tolerance range. The minimum diameter is not averaged, as is the case with other Spring Pins. The edge of the seam is designed to be tucked below the hole diameter to prevent the edge from contacting the host. These factors combine to make SPIROL Coiled Pins ideal for hinge, axle, and dowel applications.

### Lower Insertion Pressure – Radial Tension

Standard and light duty SPIROL Coiled Pins require less pressure to insert than other Spring Pins. In addition, these pins exert less radial tension, an important factor where holes are in thin sections or close to an edge. It is also important when using soft, weak or brittle materials such as aluminum or plastic. The benefit is lower component damage and fewer rejects. An added benefit to lower insertion force is insertion machinery can use smaller cylinders, and if manually installed, the assembler is less subject to fatigue or repetitive motion syndrome.

### Wider Hole Tolerance Range

SPIROL Coiled Pins can be installed in holes with a wide diameter tolerance. Holes can be drilled according to normal shop practices, drills can be used longer, and the feed rate of the drills can be maximized. Drilling can be eliminated completely by utilizing molded, cast, and stamped holes. No secondary hole preparation is necessary to be able to use a Coiled Pin.

### Straightness

Although the straightness specifications are technically the same, carbon steel Coiled Pins of longer length in relationship to diameter are straighter than roll-formed Slotted Pins. The stresses imparted during the heat treating process distort long Slotted Pins into a "banana shape" caused by the material stretching at the slot and contracting 180° opposite the slot. Straightness is important in numerous applications and for trouble-free insertion.

### Conforms to Hole

The thin gauge material and the 2¼ coiled construction gives the pin a greater inherent ability to conform itself radially and longitudinally to the hole wall.

It can be used in out-of-round and tapered holes without negatively affecting its performance. SPIROL Coiled Pins develop a mean radial pressure without excessive high points which would result in hole damage upon insertion or under loading. Other types of Spring Pins typically have three points of contact between the pin and the hole which results in focused stress over a limited contact surface area. On the contrary,

SPIROL Coiled Pins maximize contact between the pin and the hole resulting in better load distribution and reduced possibility of hole damage.

### Wider Range of Duties, Diameters and Materials

SPIROL Coiled Pins are offered in more duties, materials and smaller diameters than other Spring Pins. The Coiled Pin is available in three duties so that the pin may be tailored to the host material and application requirements. A wide variety of standard materials and finishes provide the necessary strength, corrosion resistance, fatigue life, and appearance to suit any need. The superior spring design also permits the use of non-heat treatable materials, such as austenitic stainless steel, while continuing to maintain spring characteristics.

### Automatic Feeding

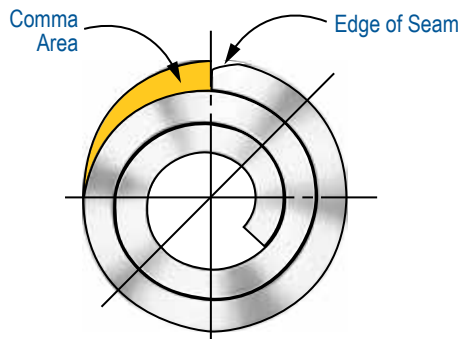
The square ends and the absence of slots have a substantial impact on trouble-free automatic feeding. Of most importance is the absence of a slot which eliminates pin nesting and interlocking—a major problem in automation.



Example of interlocked Slotted Pins.

### Reusable

When driven from a hole, the SPIROL Coiled Pin expands towards its original diameter. The same pin may be reused in the same hole.



The edge of the seam is designed to be tucked down and away from the hole diameter.



Innovative fastening solutions.  
Lower assembly costs.



## Technical Centers

### Americas

**SPIROL International Corporation**  
30 Rock Avenue  
Danielson, Connecticut 06239 U.S.A.  
Tel. +1 860 774 8571  
Fax. +1 860 774 2048

**SPIROL Shim Division**  
321 Remington Road  
Stow, Ohio 44224 U.S.A.  
Tel. +1 330 920 3655  
Fax. +1 330 920 3659

**SPIROL Canada**  
3103 St. Etienne Boulevard  
Windsor, Ontario N8W 5B1 Canada  
Tel. +1 519 974 3334  
Fax. +1 519 974 6550

**SPIROL Mexico**  
Carretera a Laredo KM 16.5 Interior E  
Col. Moisés Saenz  
Apodaca, N.L. 66613 Mexico  
Tel. +52 81 8385 4390  
Fax. +52 81 8385 4391

**SPIROL Brazil**  
Rua Mafalda Barnabé Soliane, 134  
Comercial Vitória Martini, Distrito Industrial  
CEP 13347-610, Indaiatuba, SP, Brazil  
Tel. +55 19 3936 2701  
Fax. +55 19 3936 7121

**SPIROL France**  
Cité de l'Automobile ZAC Croix Blandin  
18 Rue Léna Bernstein  
51100 Reims, France  
Tel. +33 3 26 36 31 42  
Fax. +33 3 26 09 19 76

### Europe

**SPIROL United Kingdom**  
17 Princewood Road  
Corby, Northants  
NN17 4ET United Kingdom  
Tel. +44 1536 444800  
Fax. +44 1536 203415

**SPIROL Germany**  
Ottostr. 4  
80333 Munich, Germany  
Tel. +49 89 4 111 905 71  
Fax. +49 89 4 111 905 72

**SPIROL Spain**  
08940 Cornellà de Llobregat  
Barcelona, Spain  
Tel. +34 93 193 05 32  
Fax. +34 93 193 25 43

**SPIROL Czech Republic**  
Sokola Tůmy 743/16  
Ostrava-Mariánské Hory 70900  
Czech Republic  
Tel/Fax. +420 417 537 979

**SPIROL Poland**  
ul. M. Skłodowskiej-Curie 7E / 2  
56-400, Oleśnica, Poland  
Tel. +48 71 399 44 55

### Asia Pacific

**SPIROL Asia Headquarters**  
1st Floor, Building 22, Plot D9, District D  
No. 122 HeDan Road  
Wai Gao Qiao Free Trade Zone  
Shanghai, China 200131  
Tel. +86 21 5046 1451  
Fax. +86 21 5046 1540

**SPIROL Korea**  
160-5 Seokchon-Dong  
Songpa-gu, Seoul, 138-844, Korea  
Tel. +86 (0) 21 5046-1451  
Fax. +86 (0) 21 5046-1540

e-mail: [info@spirol.com](mailto:info@spirol.com)

**SPIROL.com**

Please refer to [www.SPIROL.com](http://www.SPIROL.com) for current specifications and standard product offerings.

**SPIROL** Application Engineers will review your application needs and work with you to recommend the optimum solution. One way to start the process is to visit our **Optimal Application Engineering** portal at **SPIROL.com**.